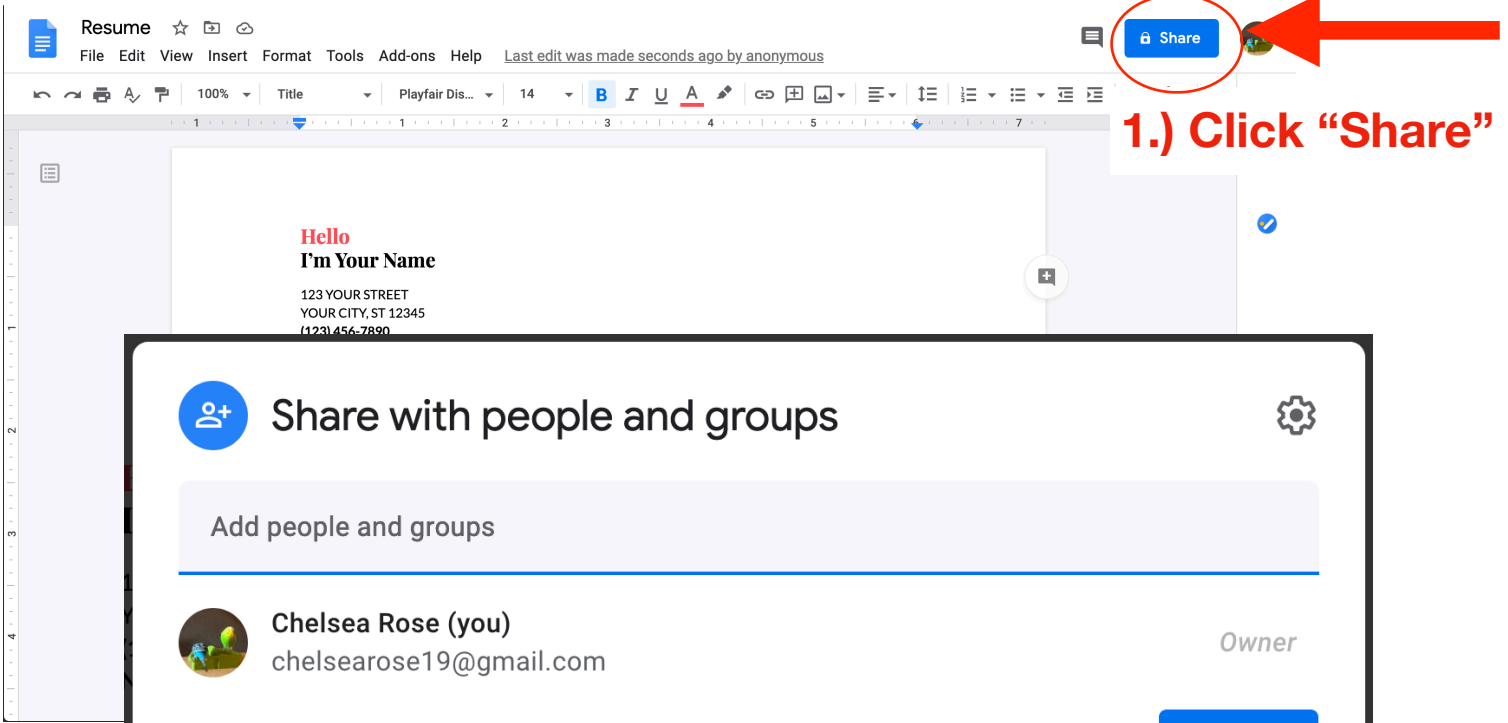


How to Get and Share an Anyone Can View Link on Google Docs



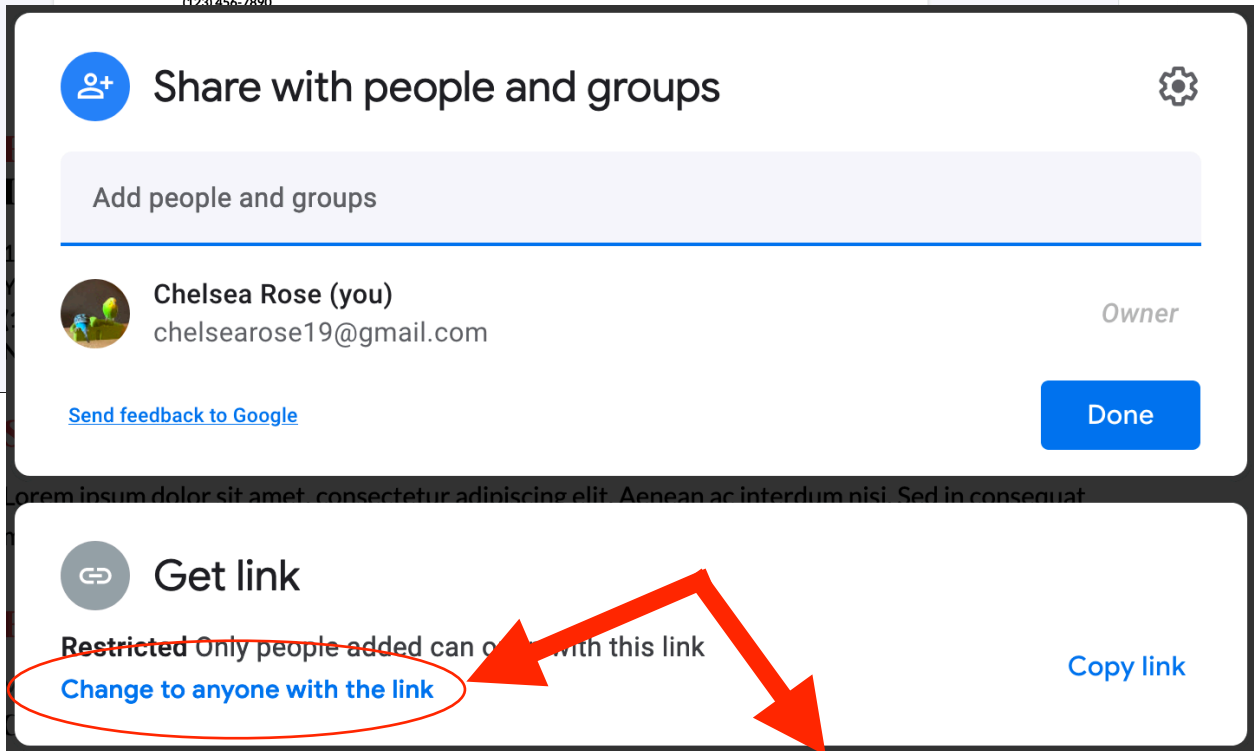
Resume ☆ 📄 ☁
File Edit View Insert Format Tools Add-ons Help Last edit was made seconds ago by anonymous

100% Title Playfair Dis... 14 B I U A 🔗 📄 📑

1 2 3 4 5 6 7

Hello
I'm Your Name
123 YOUR STREET
YOUR CITY, ST 12345
(123) 456-7890

1.) Click "Share"



Share with people and groups ⚙

Add people and groups

Chelsea Rose (you)
chelsearose19@gmail.com Owner

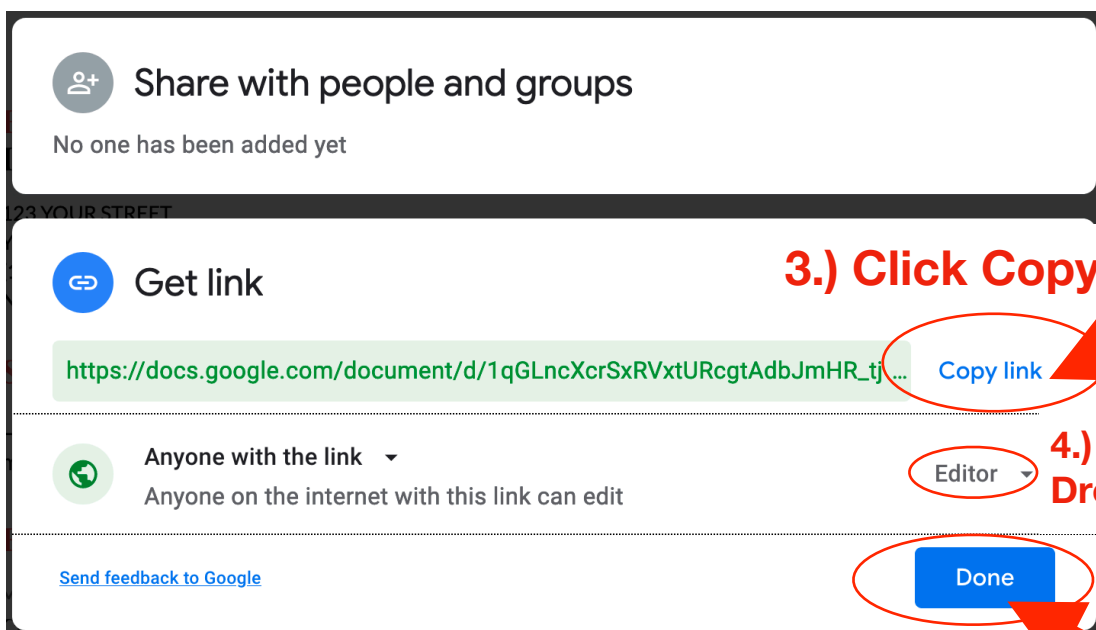
Send feedback to Google Done

Get link

~~Restricted~~ Only people added can o... with this link Copy link

2.) Click "Change to anyone with the link"

2.) Click "Change to anyone with the link can view"



Share with people and groups

No one has been added yet

123 YOUR STREET

Get link

https://docs.google.com/document/d/1qGLncXcrSxRVxtURcgtAdbJmHR_tj... Copy link

Anyone with the link ▾
Anyone on the internet with this link can edit Editor ▾

Send feedback to Google Done

3.) Click Copy Link

4.) Click Editor in Dropdown box

5.) Click Done

6.) Navigate to the dropbox in Buzz

Submission VIEW GRADE DETAILS

Due: Saturday

My comments

https://docs.google.com/document/d/1qGLncXcrSxRVxtURcgtAdbJmHR_tjvs3r_9coWSubsY/

7.) Paste the copied link

SUBMIT MY WORK

8.) Click Submit My Work